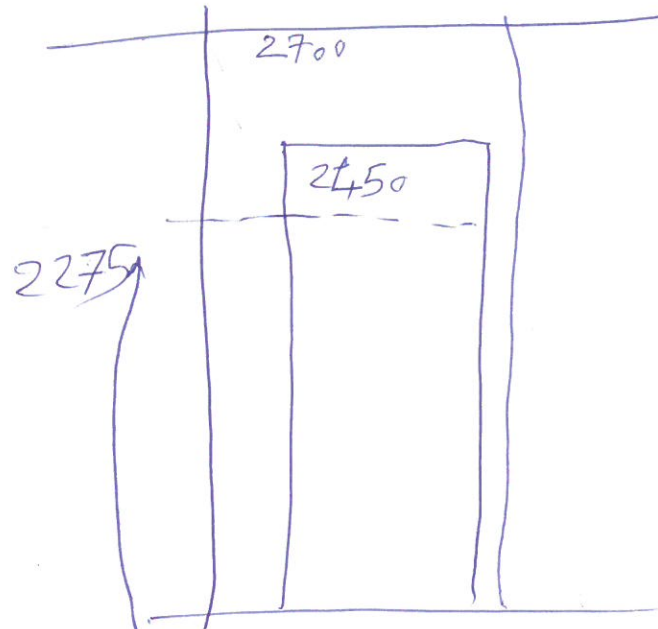


- 1- ~~24~~ 75 X 50 X 50 \Rightarrow 2 Pcs Frame Side
- 2- 890 X 50 X 50 \Rightarrow 1 Pc Frame Top
- 3- ~~25~~ 75 X 90 X 18 \Rightarrow 1 Pc Panel
- 4- ~~25~~ 75 X 152 X 18 \Rightarrow 1 Pc Panel
- 5- ~~25~~ 75 X 1021 X 18 \Rightarrow 2 Pcs Panel
- 6- 100 X 920 X 18 \Rightarrow 1 Pc Panel
- 7- 2000 X 100 X 12 \Rightarrow 11 Pcs Hanger
- 8- ~~4~~ 20 X 920 X 18 \Rightarrow 1 Pc panel above the Door
- 9- 2134 X 808 X ~~18~~ ⁵⁰ \Rightarrow 1 Pc DOOR

Note: All the drawings indicate design intent only

as approved by Architects



TO BE READ IN CONJUNCTION WITH:
IKJSH-JN-8031 - typical sections & details

- PLEASE NOTE:**
- operator to confirm final size of equipments;
 - joiner to coordinate all equipment prior to manufacturing;
 - joiner and electrical engineer to coordinate plugs within joinery
 - joiner to provide hardware schedule for ID approval
 - joiner to ensure structural integrity

- GENERAL NOTE:**
- MANUFACTURER TO SUBMIT SHOP DRAWING FOR APPROVAL.
 - ALL MATERIALS TO BE USED ACCORDINGLY TO MANUFACTURER'S SPECIFICATION.
 - NOTE ALL FINISHES ARE TO BE AS PER APPROVED SAMPLE.
 - ALL JOINERY TO RECEIVE FINAL FINISH PRIOR TO INSTALLATION OF HINGES, RUNNERS & OTHER IRONMONGERY.
 - TRANSPARENT SILICONE PADS (TO APPROVED SAMPLE) TO ALL DOORS & DRAWERS - TO BE CONFIRMED.
 - OPERATOR TO CONFIRM FINAL SIZE OF EQUIPMENTS SPEC.
 - JOINER TO COORDINATE ALL EQUIPMENT PRIOR TO MANUFACTURING.
 - THIS DRAWING INDICATES THE DESIGN INTENT ONLY.**
 - MANUFACTURER TO ENSURE STRUCTURAL INTEGRITY OF ALL ELEMENTS
 - ALL DIMENSIONS TO BE CHECKED ON SITE PRIOR TO MANUFACTURE.**
 - ANY MAJOR DISCREPANCIES NEEDS TO BE CONFIRMED WITH THE INTERIOR DESIGNER.

ALL DRAWINGS TO BE READ IN CONJUNCTION WITH DRAWING PACKAGE CONSISTS OF:

FOR OVERALL MEZZANINE FLOOR:	
• FLOOR PLAN	IKJSH-FP-1002
MEZZANINE FLOOR PRE-ASSEMBLY FEMALE ABUCTION & DISABLE WC:	
• GA PLAN	IKJSH-RP-4031
• FINISHES PLAN	IKJSH-RP-4032
• CEILING & LIGHTING PLAN	IKJSH-RP-4033
• ELECTRICAL & DATA PLAN	IKJSH-RP-4034
• FF & E PLAN	IKJSH-RP-4035
• ELEVATIONS	IKJSH-RP-4036
MEZZANINE FLOOR PRE-ASSEMBLY MALE ABUCTION & JANITOR:	
• GA PLAN	IKJSH-RP-4041
• FINISHES PLAN	IKJSH-RP-4042
• CEILING & LIGHTING PLAN	IKJSH-RP-4043
• ELECTRICAL & DATA PLAN	IKJSH-RP-4044
• FF & E PLAN	IKJSH-RP-4045
• ELEVATIONS	IKJSH-RP-4046
JOINERY PACKAGE - REFER TO REFERENCES ON PLAN	
TYPICAL DETAILS:	
• TYPICAL CEILING DETAILS	IKJSH-DT-3001
• CONSTRUCTION DETAILS	IKJSH-DT-3005
SCHEDULES:	
• SANITARYWARE SCHEDULE	IKJSH-SCH-16101
• FINISHES SCHEDULE	IKJSH-SCH-16201
• DOOR SCHEDULE	IKJSH-SCH-XXXX
• IRONMONGERY SCHEDULE	IKJSH-SCH-16410
• FF&E SUMMARY SCH.	IKJSH-SCH-16912
PREAMBLES:	
• PREAMBLES - COMBINED	SIBA-PR-001

- Copyright and right of reproduction of this drawing and/or portion hereof is reserved by Source IBA.
- Contractors and subcontractors to verify all levels, heights and dimensions on site, and to check same against the drawings, before putting any work in hand.
- The contractor is responsible for correct setting out on the specified works.
- Quality of all materials and workmanship to comply with the relevant SABS and BSS specifications.
- Contractors are to ensure that all details shown on this drawing are in complete compliance with local authority by-laws and regulations.
- Contractors are to locate and identify existing services on site and are to protect these from damage throughout the duration of work.
- Contractors shall be responsible for ensuring the structural stability of all components of their work and ascertain that the main structure is capable of supporting all loads applied thereto.
- Contractors are to ensure that their work on site during construction is adequately protected at all times, and the responsibility for any damages incurred lies with the contractor until final hand over.
- Contractors and subcontractors are to ensure that all components, joining details and finished items fit through all doorways, stairwells and lifts.
- Please do not scale off this drawing. Figure dimensions are to be used at all times.
- Any queries or variations arising from any of the above, must be reported to Source IBA for clarification, prior to the commencement of any work.
- This drawing is to be read in conjunction with Source IBA's previous documentation SIBA-PR-001. (Please request document if not provided)

REVISIONS

NO	DATE	BY	DESCRIPTION
0	2022-08-10	NS	FOR CONSTRUCTION
1	2021-07-08	EL	ISSUED FOR TENDER
2	2021-07-08	EL	ISSUED FOR TENDER

0 2022 NS FOR CONSTRUCTION
1 2021 EL ISSUED FOR TENDER
2 2021 EL ISSUED FOR TENDER

HYATT REGENCY
SOURCE.
INTERIOR BRAND ARCHITECTURE
021 441 8888
440 - 21 283 3754
www.sourceiba.co.za

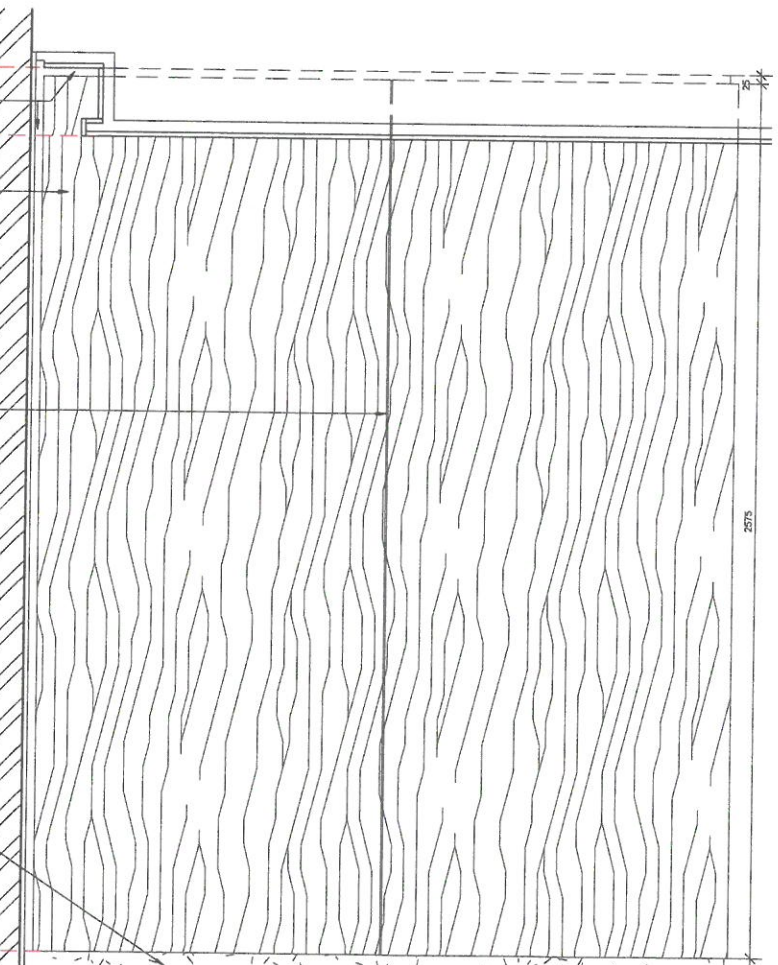
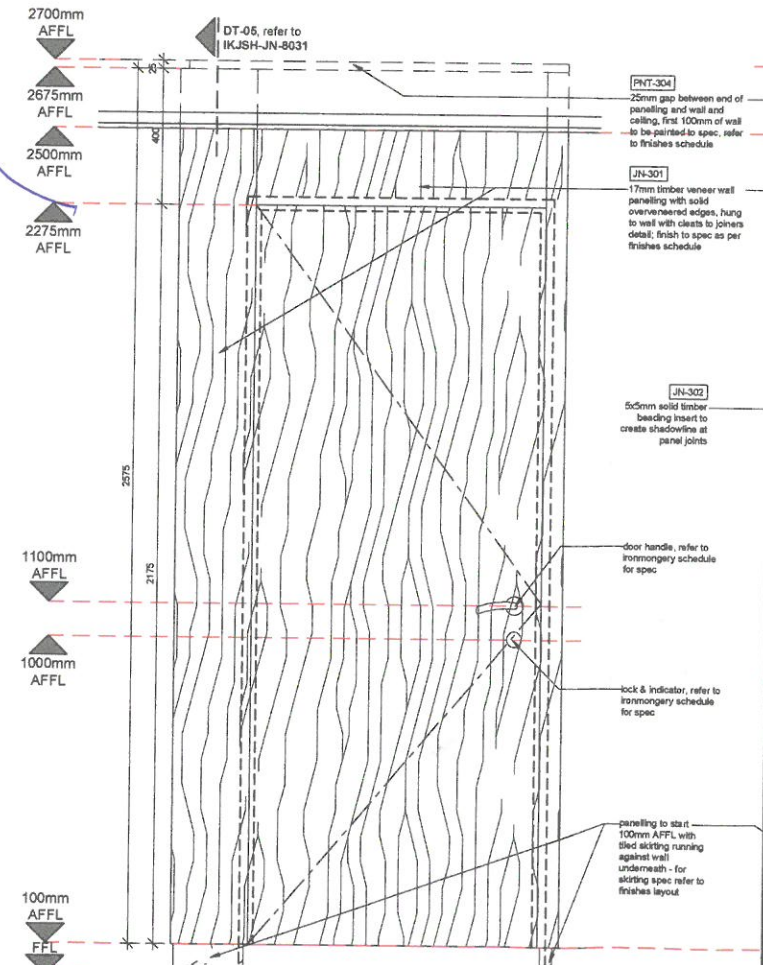
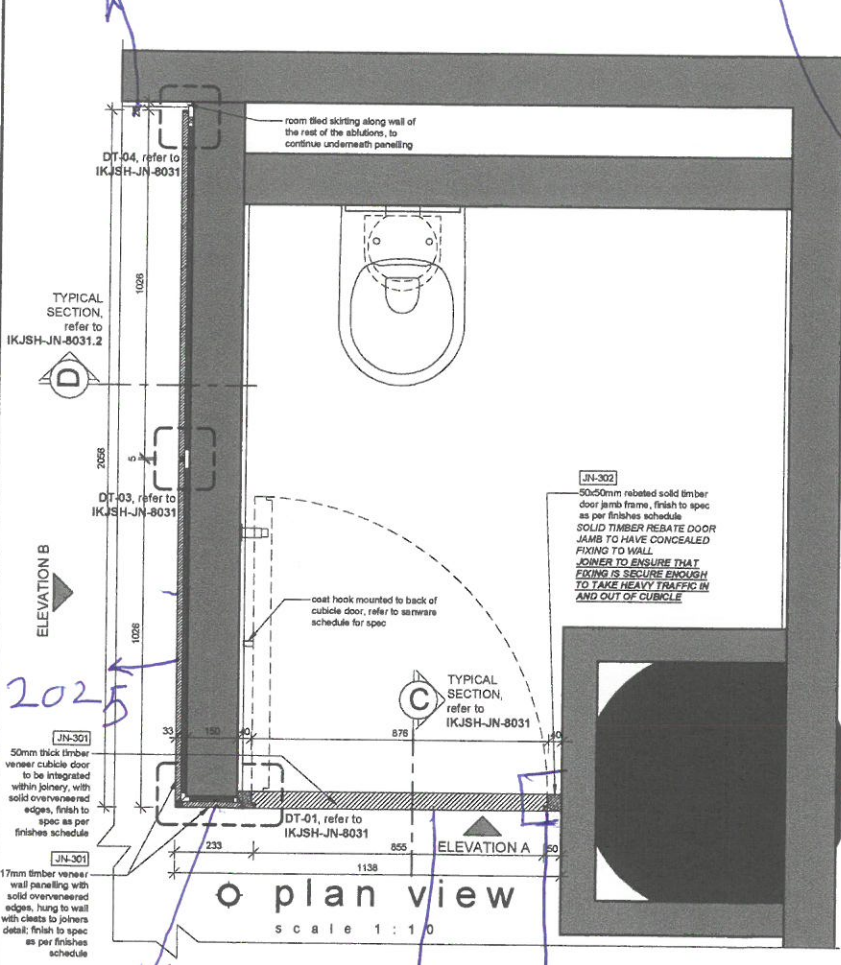
HYATT REGENCY
IKEJA

Drawing description
PUBLIC AREAS
Mezz Male Ablutions
cubicle doors & panelling

project number	S-96-18	drawn by	EL
drawing number	IKJSH-IN-8224	scale	A1 @ 1:10 / 1:20
revision	0	date	2021-07-08

drawing approval
CONSTRUCTION

no tiles



plan view scale 1:10

elevation A scale 1:10

elevation B scale 1:10